

Elekta Synergy[®]

Digital accelerator for advanced IGRT

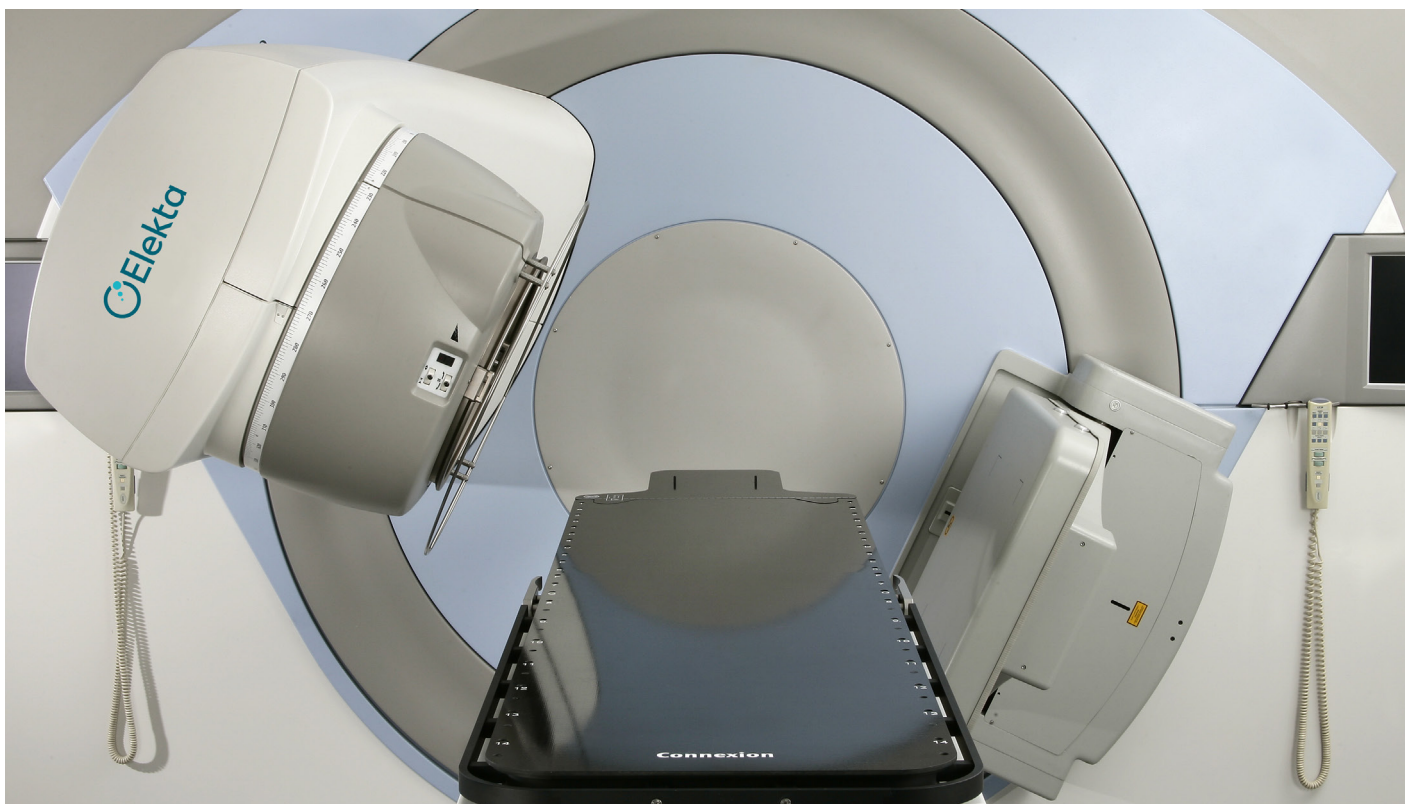


Setting the standard for confident care

The Field of Radiation Therapy is Constantly Changing

Being able to take full advantage of the latest clinical advancements is simple with the Elekta Synergy family.

Using leading technology in Image Guided Radiation Therapy (IGRT), Intensity Modulated Radiation Therapy (IMRT), Volumetric Modulated Arc Therapy (VMAT) and advanced delivery techniques, this family of integrated digital accelerators is designed to evolve as your clinical practice grows. In everyday clinical practice it means continuous improvement in the clinic's treatment choice, workflows and most importantly patient satisfaction and outcomes.



Elekta Synergy

Inspiring clinical confidence


Elekta Synergy was the first advanced digital linear accelerator to introduce soft tissue volumetric Image Guided Radiation Therapy. With a suite of advanced guidance tools, imaging of soft tissue at the time of treatment allows efficient verification of tumor and critical structure position, providing increased confidence in dose placement.

Elekta Synergy Platform

Foundation for the future

As the foundation of the Elekta Synergy family of digital accelerators, Elekta Synergy Platform has been designed to grow with your practice. It introduces online patient position verification, to ensure confidence in patient set-up accuracy, and efficient guidance of dose placement. Through the addition of kV imaging to its current IGRT technology, the Synergy Platform can be easily upgraded to Elekta Synergy, allowing centers to offer a choice of imaging modalities best suited for the patient's need.





Patient-centric

The application of evidence-based medicine allows informed decision making on treatment techniques, outcomes and performance. From patient-centric treatment planning solutions to MOSAIQ® comprehensive patient management information system, Elekta Synergy gives users access to the entire oncology chart in a single integrated solution.

Oncology Information Systems

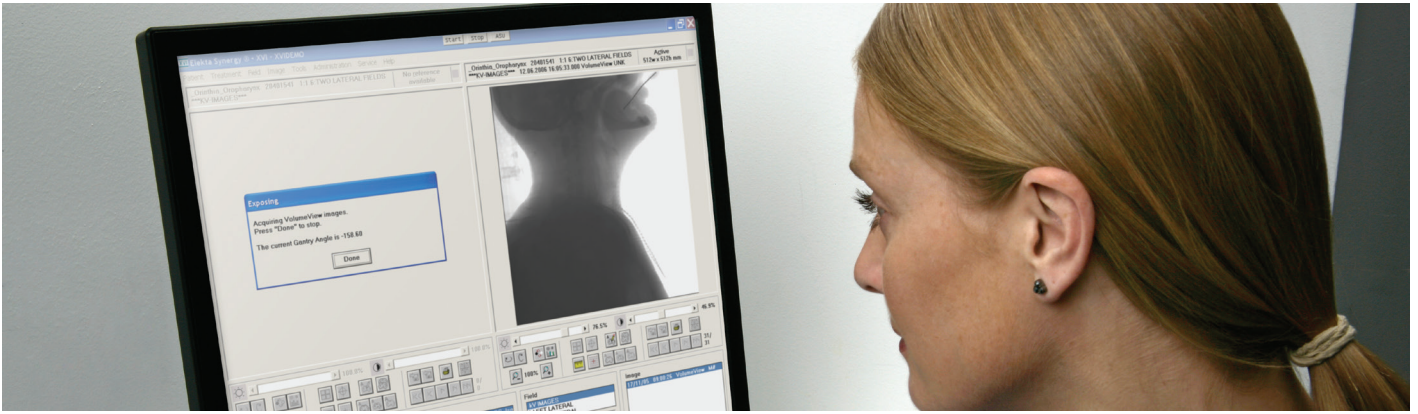
At the heart of oncology management, MOSAIQ image-enabled electronic medical record provides tools to streamline the radiotherapy process as a whole, while delivering secure access to the patient information and images that drive clinical decision-making.

Treatment Planning

Elekta's patient-centric planning solutions provide a broad range of leading edge applications and comprehensive workflow solutions, supporting the requirement for increasingly tighter coupling between treatment planning, delivery workflow management and review.

Why Elekta Synergy®?

- Accurate dose delivery through integrated digital control
- Choice of high quality imaging modalities
- Supports advanced delivery techniques like VMAT
- Integrated solution to ensure fast patient throughput
- Enhanced dose conformance for individualized patient care
- Easy upgradeability to future-proof your investment
- Largest IGRT field of view, 50 x 26 cm —for more soft tissue visualization
- 45 cm isocenter clearance for maximum flexibility in treatment techniques



Unmatched Clinical Confidence

With IGRT being an integral part of the standard of care for many patients, Elekta Synergy not only provides the ability to deliver tailored imaging through a variety of imaging modalities, but includes many unique features, such as the industry's largest IGRT field of view, that enable you to deliver personalized patient care throughout the entire radiotherapy treatment process.

Imaging

For unmatched clinical confidence, Elekta Synergy delivers a choice of 2D, 3D and 4D image guidance for visualization and tumor verification. With a suite of advanced image guidance tools, Elekta Synergy provides clinicians with the ability to provide tailored image guidance to meet the needs of each individual patient.

Image Guided Treatment Management

Through coordinated image guidance and treatment delivery, Elekta Synergy provides a synchronized workflow for radiation oncology. Fundamentally image-enabled, MOSAIQ provides the flexible treatment management solution designed to support the complexities of image-guided radiation therapy.

Digitally Controlled, Clinically Focused

Accuracy and reliability of treatment delivery performance are imperative to be able to deliver individual patient care with confidence. Powered by Elekta's 6th generation of integrated digital control, Elekta Synergy seamlessly combines advanced guidance through IGRT with flexible treatment delivery across a wide number of techniques. With the market leading isocentric clearance of 45 cm, Elekta Synergy provides significantly more freedom to deliver non-coplanar therapies.

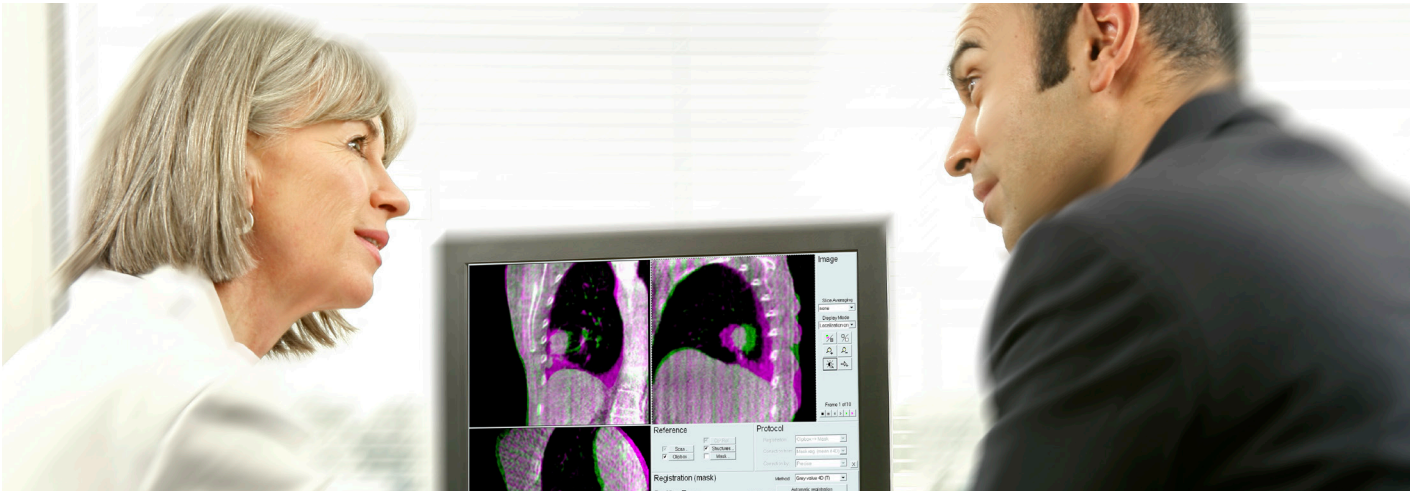
Digital Control

Through simple, intelligent coordination of multiple linac functions, Elekta Synergy is powered by digital control that orchestrates the linac's myriad of operations to ensure that any treatment is delivered safely, accurately, quickly and intelligently.

Treatment Delivery

Individualized patient care is possible through a range of techniques from 3D conformal, through static and dynamic IMRT to VMAT. With these advanced delivery techniques, you no longer have to choose between speed and accuracy.





Flexible Beam Shaping

Through innovative design, Elekta Synergy's integrated beam shaping system provides the ability to reduce dose to critical structures while meeting today's clinical desire to deliver highly conformal beams to the target. Auto-tracking back-up collimation further reduces unwanted dose to adjacent critical structures. Through fully integrated digital control with continuous real-time optical verification, accurate placement of all leaves allows for faster, safer and more accurate delivery through simple or advanced delivery techniques.

Beam Shaping

With a range of advanced integrated multileaf collimators, Elekta provides excellent beam shaping capabilities across the range of delivery techniques. Through fully integrated digital control with continuous real-time optical verification, accurate placement of all leaves allows for faster, safer and more accurate delivery.

Active Motion Management

Delivery of high doses associated with today's radiation therapy techniques requires not only accurate reproduction of patient positioning, but also management of internal patient motion during both imaging and treatment delivery. Elekta's clinically efficient solutions address the challenges of patient immobilization and actively manage motion, facilitating margin reduction and safe dose escalation.

Volumetric Image Guided Radiation Therapy

Elekta XVI provides robust volumetric imaging and sophisticated guidance tools that allow clinicians to visualize targets and critical structures to confidently place the treatment beam where it was clinically intended.

Respiratory Motion Management

Addressing target localization associated with respiratory motion management can be challenging. Elekta Synergy's 4D anatomically correlated motion management capabilities allow clinicians to visualize respiratory motion and account for baseline shifts.



Expanding Clinical Practice

More and more clinics are undertaking practice expansion in stereotactic treatment techniques. Supporting you in this area, Elekta Synergy has been designed to be compatible with the Elekta range of stereotactic accessories, providing you with the option to introduce stereotactic practice into your clinic simply, efficiently and cost-effectively.

Stereotactic Accessories

With a range of stereotactic accessories, including add-on micro-MLCs, precise, small-field delivery enables implementation of stereotactic radiosurgery and stereotactic radiation therapy.

Quality Assurance

Completing the picture; Elekta offers a full range of QA tools for fast accurate verification of performance, providing the confidence that treatments are delivered as planned.

Elekta Care™

Elekta Care is designed to help you maximize the use of your Elekta technology, so you can focus on your patients and your practice.

**Service &
Support**



**Professional
Services**

Elekta Care™ supports you from startup through your product's lifecycle with comprehensive options from education, training and upgrades to solutions allowing you the highest uptime and improved operational efficiency.

To learn more, visit [elekta.com/elektacare](https://www.elekta.com/elektacare)

We are healthcare technology innovators, specializing in radiotherapy treatments for cancer and brain disorders.

We help clinicians to improve patients' lives through our forward-thinking treatment solutions and oncology informatics, creating focus where it matters to achieve better outcomes.



Elekta Offices

Elekta AB

Box 7593
SE-103 93
Stockholm, Sweden
T +46 8 587 254 00
F +46 8 587 255 00

Europe, Middle East, Africa

T +46 8 587 254 00
F +46 8 587 255 00

North America

T +1 770 300 9725
F +1 770 448 6338

Latin America, South America

T +55 11 5054 4550
F +55 11 5054 4568

Asia Pacific

T +852 2891 2208
F +852 2575 7133

Japan

T +81 3 6722 3800
F +81 3 6436 4231

China

T +86 10 5669 2800
F +86 10 5669 2900



elekta.com



[/elekta](https://www.facebook.com/elekta)



[@elekta](https://twitter.com/elekta)



[/company/
elekta](https://www.linkedin.com/company/elekta)